

Technical sheet

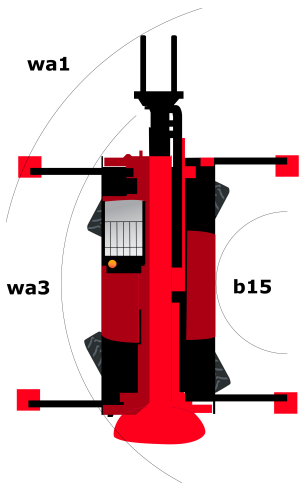
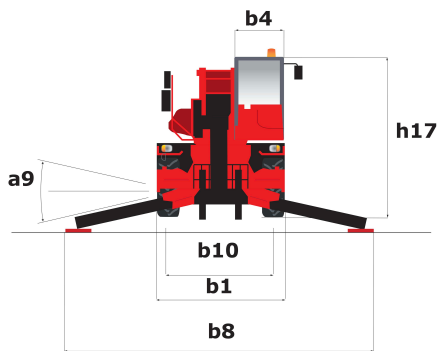
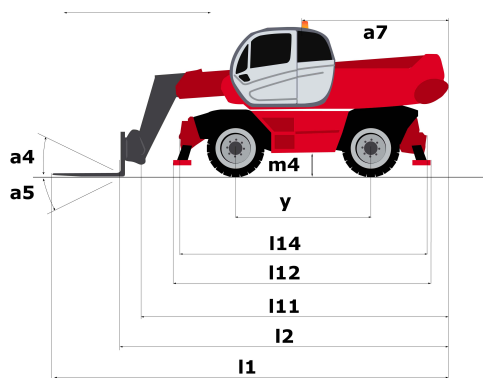
MRT 2550 PRIVILEGE PLUS

Rotating Telehandlers

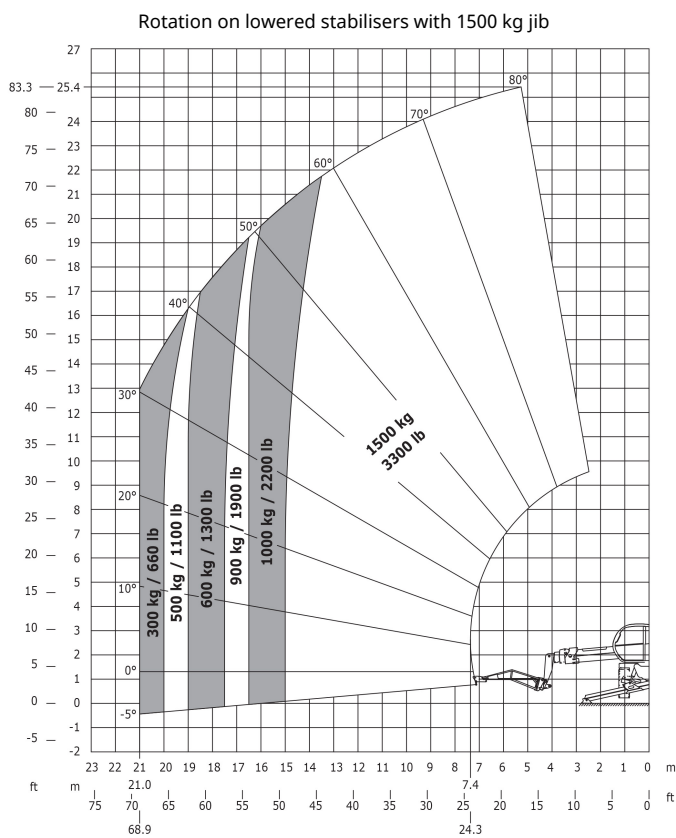
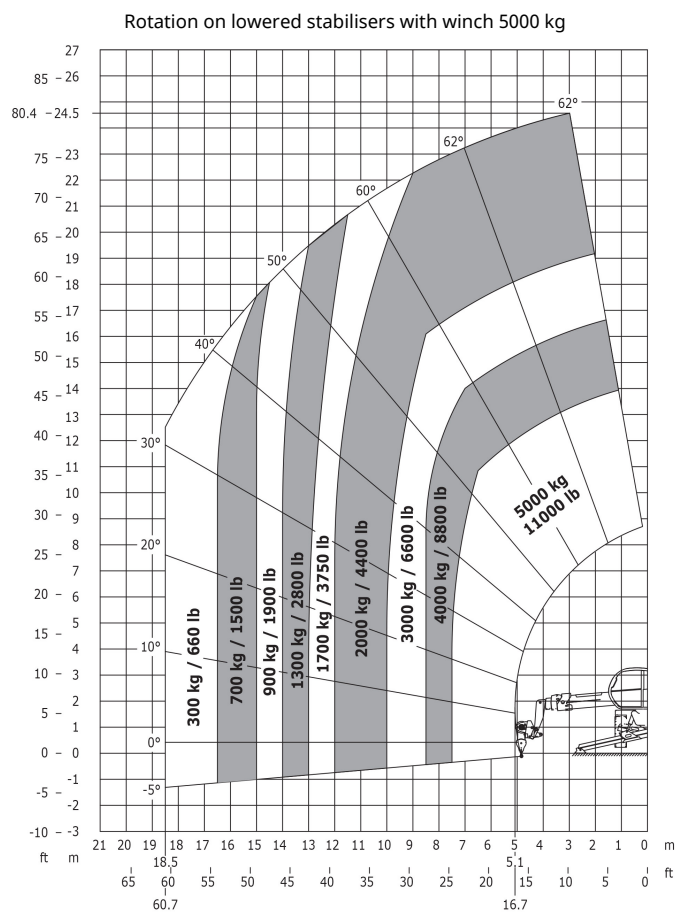
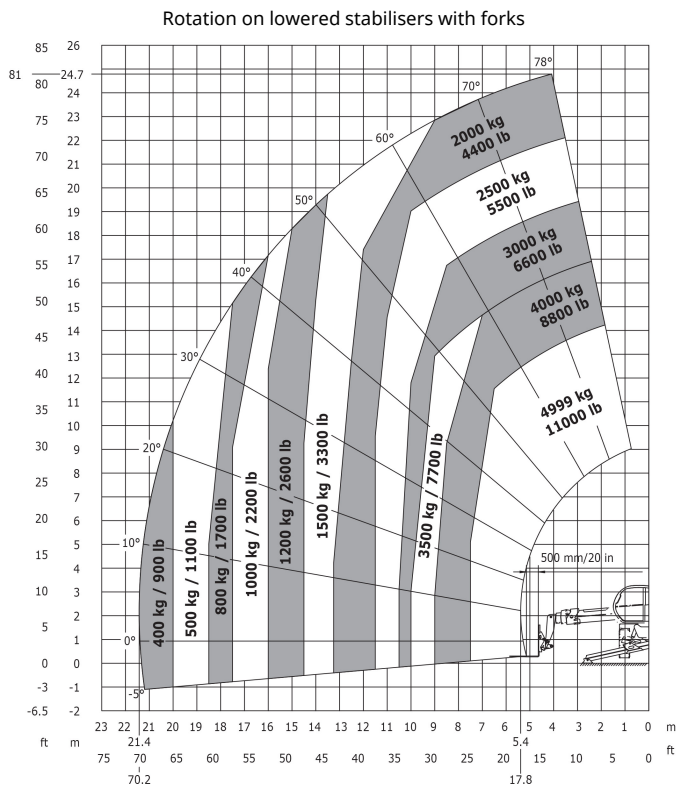
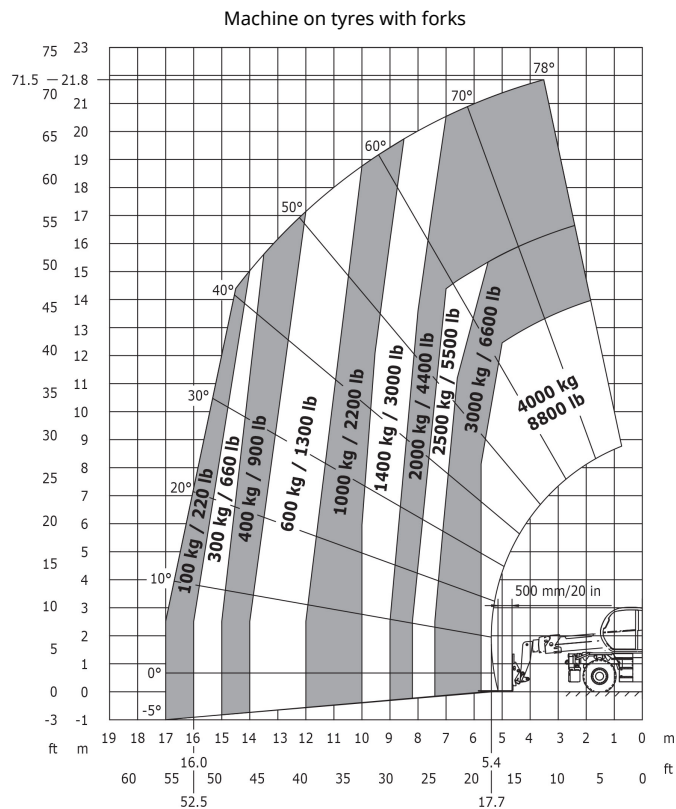


Capacities
Max. capacity
Max. lift height
Max. reach
Dimensions
l2 - Length to fork heel
l1 - Overall length
b1 - Overall machine width
b7 - Overall width with stabilisers extended
h17 - Overall height
Wa3 - - Frame outer turning radius
m4 - Machine ground clearance
a4 - Tilt-up angle
a5 - Tilt-down angle
Standard tyres
Standard forks
Weight
Stabilisers
Type
Controls
Engine
Brand
Environmental standards
Power
Max. torque
Number of cylinders - Capacity
Injection
Cooling
Transmission
Type
Max. speed of travel (may vary according to the applicable regulation)
Drawbar pull
Parking brake
Service brake
Hydraulics
Type of pump
Hydraulic flow rate
Pressure
Tank capacities
Hydraulic oil
Fuel
AdBlue Diesel Exhaust Fluid (DEF)
Noise & vibration
Noise at driving position (LpA)
Noise to environment (LwA)
Vibration on hands/arms

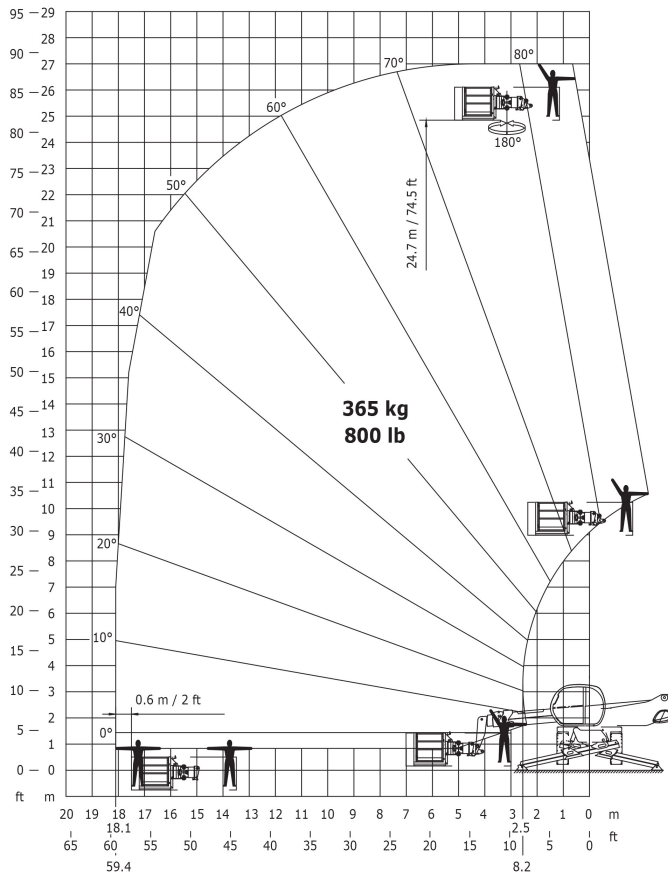
Metric
4999 kg
24.70 m
21.40 m
7.84 m
9.03 m
2.49 m
5.55 m
3.05 m
5.23 m
0.35 m
13 °
102 °
Pneumatic
1200x150x50
18900 kg
Telescopic Duplex
Individual or Simultaneous
Mercedes
OM 934 E4-5
156 hp / 115 kW
675 Nm at 1500 rpm
4 - 5130 cm³
Direct
by Water
Hydrostatic
40 km/h
8700 daN
Automatic negative parking brake
Hydraulic
Gear pump
115 l/min
275 bar
225 l
305 l
57 l
77.40 dB(A)
107 dB(A)
<2.5 m/s²



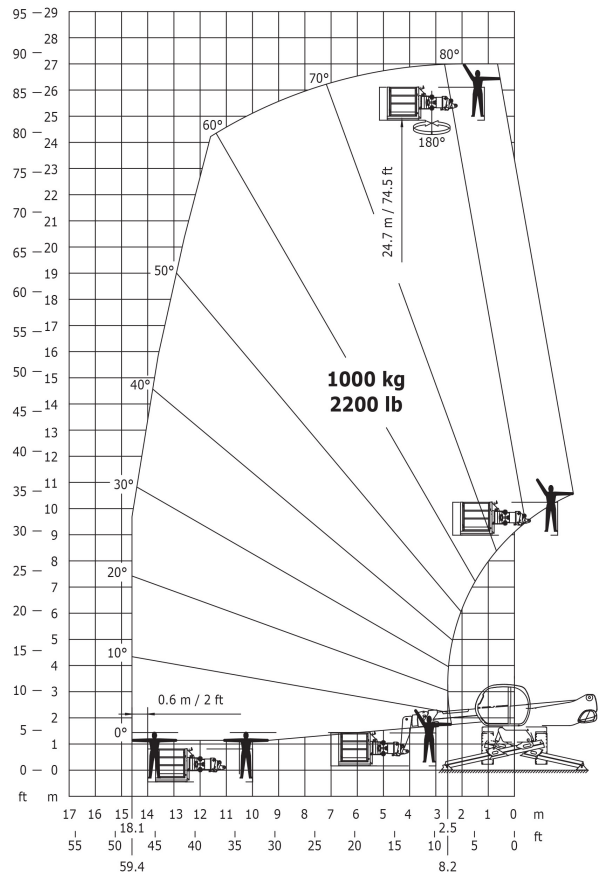
Other data	Metric
l12 - Overall length at stabilisers	5.22 m
b7 - Overall width with stabilisers extended	5.55 m
b4 - Overall cab width	0.99 m
l14 - Length of frame	5.35 m
y - Wheelbase	3.05 m
a9 - Levelling corrector	8 °
a4 - Tilt-up angle	13 °
a5 - Tilt-down angle	102 °
a7 - Counterweight offset (turret at 90°)	3.18 m
b10 - Front wheel gauge (middle of wheels)	2.05 m
Wa1 - Outer turning radius (with forks)	5.23 m
b15- Inside turning radius	1.70 m




Rotation on lowered stabilisers with 365 kg platform



Rotation on lowered stabilisers with 1000 kg platform





Siège Social
430 rue de l'Aubinière - 44150 Ancenis Cedex - France
Tel: +33(0)2 40 09 10 11 - Fax: +33 (0)2 40 09 10 97
www.manitou.com



This brochure describes versions and configuration options for Manitou products which may be fitted with different equipment. The equipment described in this brochure may be standard, optional or not available depending on version. Manitou reserves the right to change the specifications shown and described at any time and without prior warning. The manufacturer is not liable for the specifications given. For more information, contact your Manitou dealer. Non-contractual document. Product descriptions may differ from actual products. List of specifications is not comprehensive. The logos and visual identity of the company are the property of Manitou and may not be used without authorisation. All rights reserved. The photos and diagrams contained in this brochure are provided for information only.

MANITOU BF SA - Limited company with board of directors - Share capital: 39,547,824 euros - 857 802 508 RCS Nantes